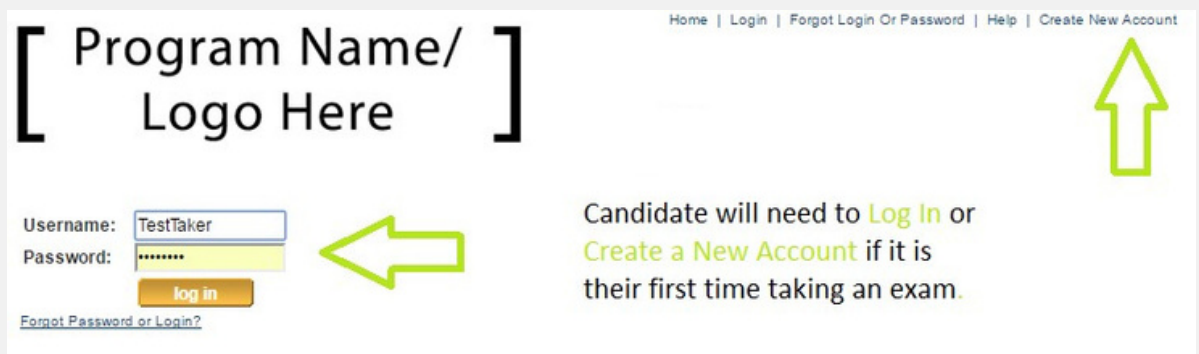


Bulk Voucher Program: Candidate Registration Process

1

Create an account or login to an existing account on test sponsor's homepage.



Home | Login | Forgot Login Or Password | Help | Create New Account

[Program Name/
Logo Here]

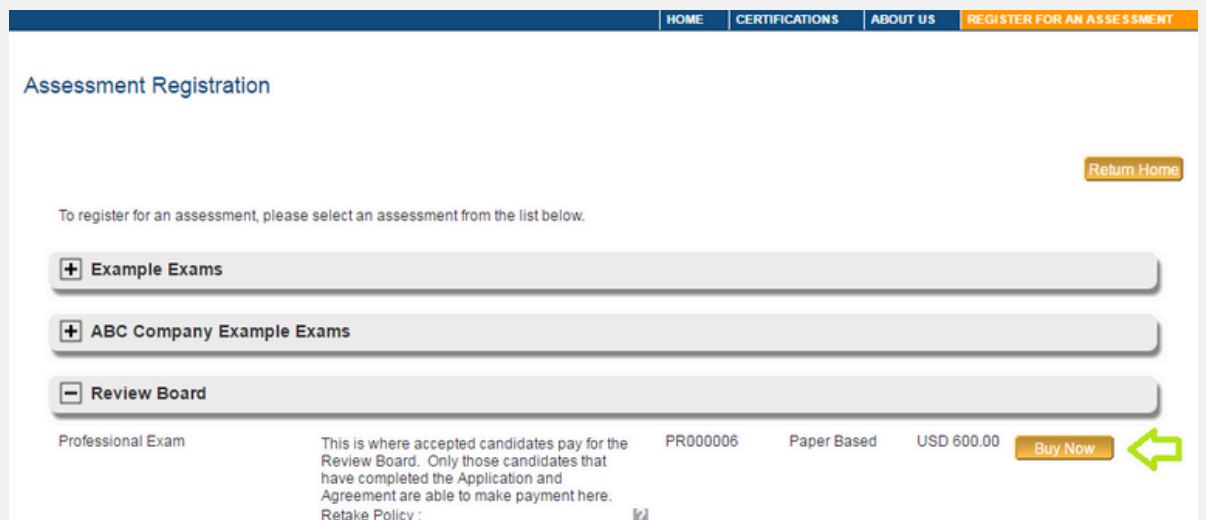
Username:
Password:

[Forgot Password or Login?](#)

Candidate will need to **Log In** or **Create a New Account** if it is their first time taking an exam.

2

Navigate to the exam catalog and select an exam



HOME | CERTIFICATIONS | ABOUT US | REGISTER FOR AN ASSESSMENT

Assessment Registration

[Return Home](#)

To register for an assessment, please select an assessment from the list below.

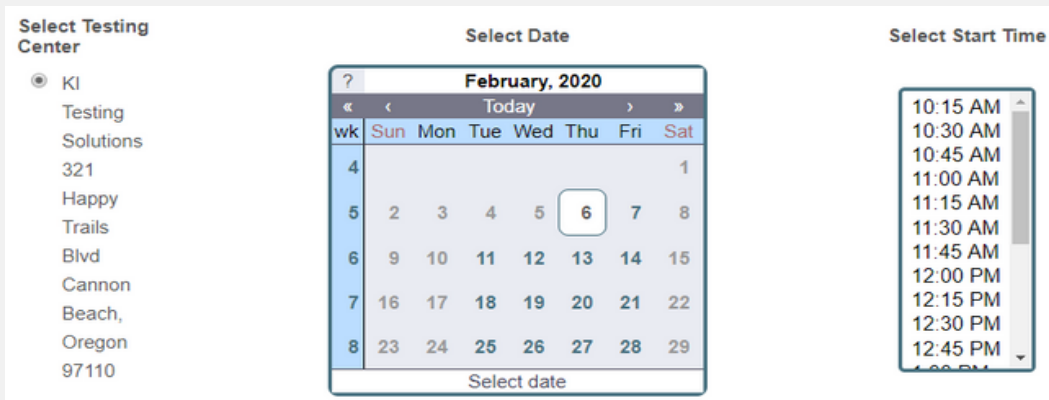
- + Example Exams
- + ABC Company Example Exams
- Review Board

Professional Exam	This is where accepted candidates pay for the Review Board. Only those candidates that have completed the Application and Agreement are able to make payment here. Retake Policy :	PR000006	Paper Based	USD 600.00	<input type="button" value="Buy Now"/>
-------------------	--	----------	-------------	------------	--

Bulk Voucher Program: Candidate Registration Process

3

Select the desired testing center (if applicable). Select the exam date and time. Check the Acknowledgment Agreement and click **Select**.

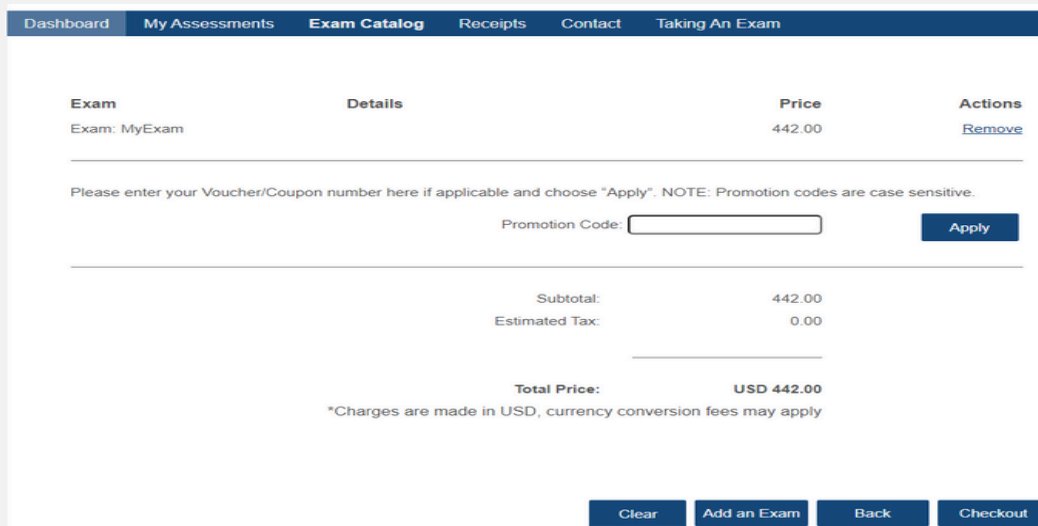


The screenshot shows three panels for selection:

- Select Testing Center:** A list with radio buttons for 'KI', 'Testing Solutions 321', 'Happy Trails Blvd Cannon Beach, Oregon 97110', etc.
- Select Date:** A calendar for February 2020 with the 6th of the month highlighted.
- Select Start Time:** A scrollable list of times from 10:15 AM to 12:45 PM.

4

Review Registration and enter your voucher code into the **Promotion Code** field and click **Apply**. Click on **Checkout** to finalize the registration.



The screenshot shows the 'Exam Catalog' page with the following elements:

- Navigation tabs: Dashboard, My Assessments, **Exam Catalog**, Receipts, Contact, Taking An Exam
- Table with columns: Exam, Details, Price, Actions
- Table content: Exam: MyExam, Price: 442.00, Action: [Remove](#)
- Text: "Please enter your Voucher/Coupon number here if applicable and choose 'Apply'. NOTE: Promotion codes are case sensitive."
- Form: "Promotion Code:" followed by an input field and an **Apply** button.
- Summary: Subtotal: 442.00, Estimated Tax: 0.00, Total Price: **USD 442.00**
- Footnote: "*Charges are made in USD, currency conversion fees may apply"
- Buttons: Clear, Add an Exam, Back, **Checkout**

5

Candidate will receive a confirmation email of their exam registration.